

# Transition to Limehurst Academy 2026



A Specialist Sports College

# Welcome to Limehurst Academy

Thank you for joining us.

XXXXXXXXXXXXXXXXXXXX

Induction Days

Thursday 2<sup>nd</sup> July 2026

&

Friday 3<sup>rd</sup> July 2026

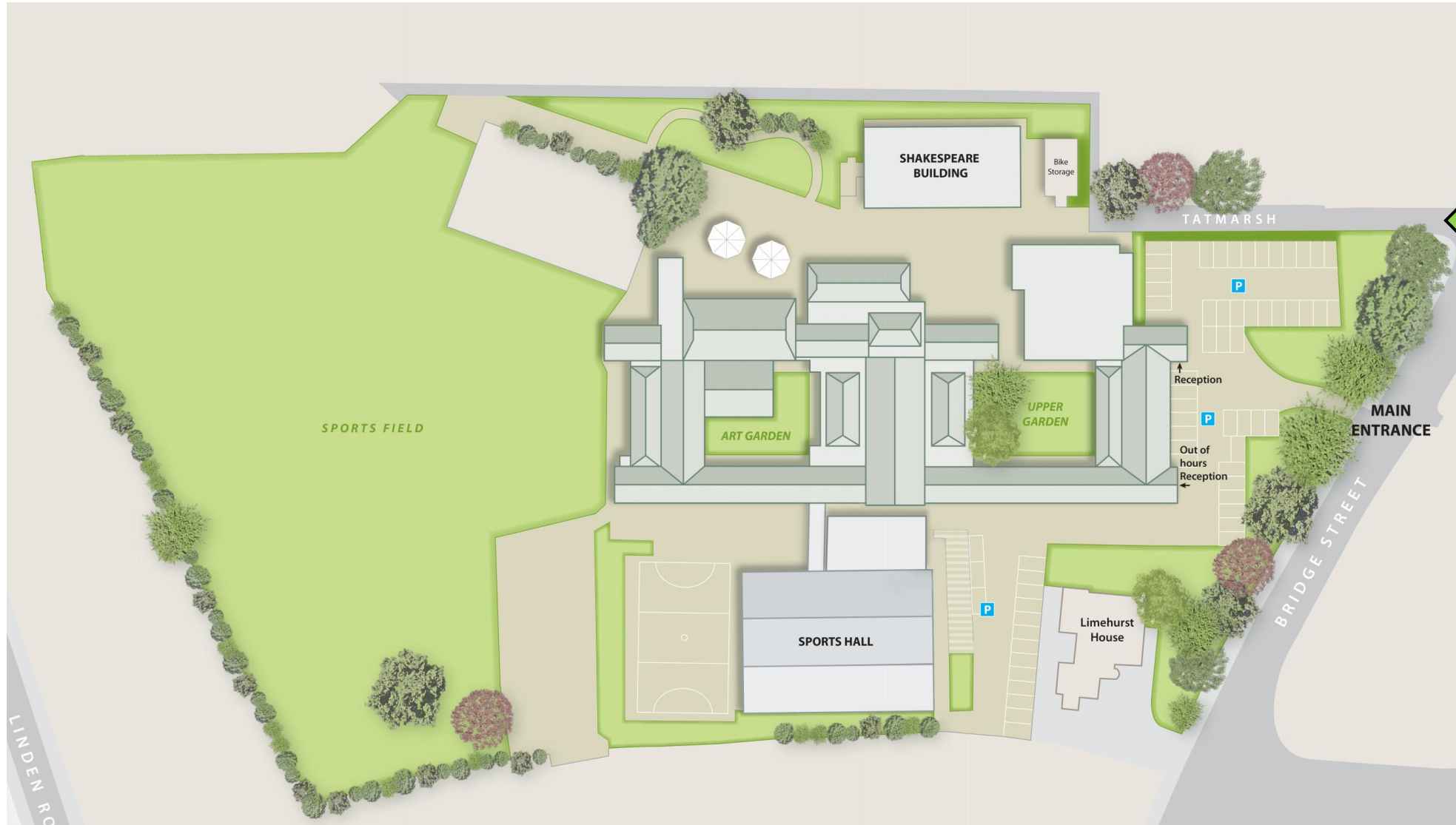


# Induction Days

- Our two induction days will take place on Thursday 2<sup>nd</sup> July and Friday 3<sup>rd</sup> July 2026.
- Students will need to arrive between 8:30 and 8:40am via the Tatmarsh. There will be plenty of staff and student ambassadors on hand to meet students and guide them to the meeting point with their tutor.
- All students should wear their usual primary school uniform, or their PE kit (due to the warm weather), they will not need to bring additional PE kit for the induction days.
- Lunch will be from 1.25 – 2.05pm and we will provide food and a bottle of water, or you can bring a packed lunch. It is likely that the lunch break will be later than students are used to, therefore we advise that parents send students in with some snacks to eat at break time as well as a drink. Year 6 students will not be able to buy food from the canteen at breaktime, as they will not be on the system yet (so please bring a snack).
- Students will finish the day at 3:10pm and they will leave via the Tatmarsh gates. Please ensure that there are necessary arrangements in place for your child's safe return home.



# Arriving and Leaving School



You will come into school via the Tatmarsh.

# Limehurst Uniform

- Black trousers or skirt.
- White buttoned shirt.
- Blazer, cardigan or jumper.
- Limehurst clip-on tie.
- Plain black shoes with no logo.
- Religious headwear must be plain black or white.
- Limehurst lanyard with student ID card (this will be given to you when you start in August)



## Limehurst PE Kit

- Royal blue PE shirt with embroidered school logo.
- Plain black shorts or plain black tracksuit trousers / sports leggings.
- Suitable sports trainers.

\*For health and safety reasons all jewellery must be removed for PE.



# Presenting Yourself

- We want to see the best version of you!
- Students may wear a small number of discreet, smart-looking piercings. This includes piercings in the ear and a single nose piercing. All jewellery must be modest in size and appropriate for a school environment.
- For health and safety reasons, all jewellery must be removed for Physical Education (PE) and any practical lessons.
- Skirts will need be of a length appropriate for school.
- Trousers need to be formal. Skinny trousers, jeans or tracksuit bottoms are not allowed.
- Extreme coloured hair and haircuts are not permitted.
- The school reserves the right to determine what is considered appropriate, and all decisions regarding acceptable jewellery will be at the discretion of school leaders.

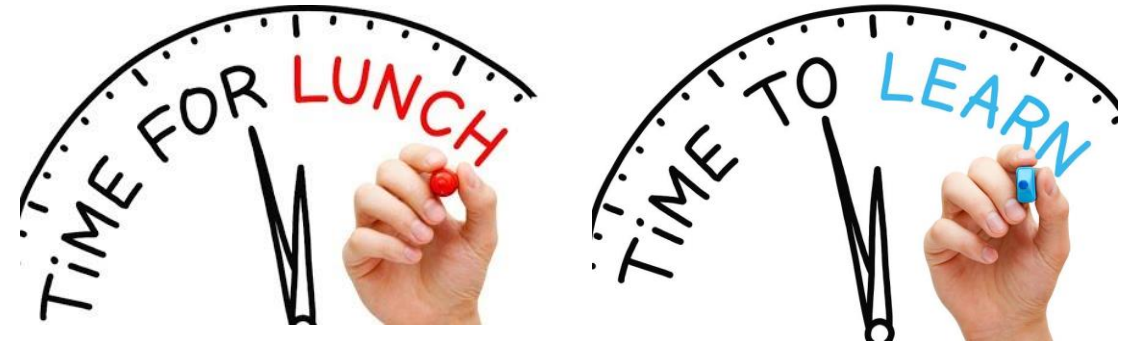
# Ordering Uniform

- Uniform can be ordered direct from our supplier, SWI.
- This will be delivered to home.
- School uniform will also be available to purchase from Rosebuddies Market Stall, with the exception of our PE Kit.
- For more information regarding uniform please visit [Limehurst Academy - School Uniform](#).



# The School Day

- The school gates are open between 8.30am and will close at 8.40am.
- Arrivals after 8.40am will be recorded as late.
- There are 5 lessons each day.
- Each lesson is 1 hour long. There are double lessons in Art and Design.
- Different subjects are in different classrooms.
- The school day will end at 3:10



8.40	Registration
8.50	End of Registration
8.55	Period 1
9.55	End of Period 1
10.00	Period 2
11.00	Break
11.15	End of Break
11.20	Period 3
12.20	End of Period 3
12.25	Period 4
1.25	Lunch
2.05	End of Lunch
2.10	Period 5
3.10	End of School Day

# Mr Jones - Head of Year 7

I will be your Head of Year during your first year at Limehurst. I have met a lot of you already and am looking forward to welcoming you into our school.

My role is to work with your tutors to make the transition to secondary school as smooth and enjoyable as possible and to support you throughout year 7. I oversee the behaviour, attendance and wellbeing of everyone in the year group

I am also a teacher of English so you can often find me in the Shakespeare building.

Mr Jones

Head of Year 7



# Arriving and Leaving School

- Most students walk to school in the morning with their friends.
- It is important that this is done in a safe manner by using the pelican crossings outside the school. Thought should be given to other pedestrians at all times.
- Those who come to school by bicycle should ensure that they wear a helmet, the bicycle is roadworthy and that they have a lock.
- Bikes and scooters are kept in a locked area during the school day.
- The school takes no responsibility for bicycles brought to school.

# Your Tutor Group

- You will register with your tutor each morning.
- This will be in the same room every day, your form room.
- You will have different activities to complete each morning.
- Every Monday you will spend lesson 1 with your tutor group and your tutor.
- Part of this lesson will be an assembly, usually lead by Mr Jones.
- Form tutors are the first point of contact for any worries or concerns raised by students and parents.

# Year

# 7



# Tutor Groups

- We have put the tutor groups together using the information we gather from primary schools.
- In all circumstances we have tried to place people with at least one friend, where appropriate, as well as trying to establish balanced classes.
- We won't be making any changes to tutor groups ahead of the summer break. However, we will continually monitor groups and make changes as we feel appropriate to best support everyone's academic progress.



# Your Tutor Group






<b>Tutor Group</b>	<b>Tutor Name(s)</b>
7PI**	Miss Pitt (subject to change)
7BE	Miss Beswick
7DE	Mr Dennison
7HK	Miss Hook
7BR	Miss Bruce

# Year

# 7



# Tutor Time Activities (example)

Monday	Tuesday	Wednesday	Thursday	Friday
Registration Bulletin	Registration Bulletin	Registration Bulletin	Registration Bulletin	Registration Bulletin
Personal Development Lesson	Careers: Job of the Week	Numeracy Skills	Reading Skills	Weekly Quiz
				

# Subjects and lessons in year 7

Subject	Lessons per week	Groupings	Extra Information
English	3	Sets	
Maths	3	Sets	
Science	3	Tutor groups	
Modern Foreign Languages (MFL)	3	Sets	French is studied in year 7. Taught in tutor groups initially
Humanities	3	Sets	Rotations of history, geography and R.E.
P.E.	3	Tutor groups	Rotations of different sports including football, rugby, badminton, athletics, table tennis
Personal Development (PD)	2	Tutor groups	Monday lesson 1 will be with your tutor group and your tutor.
Art, Design and Technology (ADT)	3	Mixed ability groups	One double lesson and one single lesson. Rotate between the different types – food, textiles, 3D design and art.
Music	1	Tutor groups	
ICT	1	Tutor groups	

# Example Timetable

This would be your tutor.

This shows you the time of each lesson.


	Tutor Time 8.40-8.50	Lesson 1 8.55 – 9.55	Lesson 2 10.00 – 11.00		Lesson 3 11.20-12.20	Lesson 4 12.25 -1.25		Lesson 5 2.10 -3.10
<b>MONDAY</b>	MA 21	MA 9	RO SH	<b>BREAK 11.00 – 11.15</b>	CO 9	JN 24	<b>LUNCH 1.25 – 2.05</b>	KO 2
<b>TUESDAY</b>	MA 21	RO SH	PI 13		ADT Food	AR Food		JN 24
<b>WEDNESDAY</b>	MA 21	KD ICT1	CK 7		JN 24	NY 7		HO SC3
<b>THURSDAY</b>	MA 21	JO Music	AR Food		KO 2	HO SC3		PI 13
<b>FRIDAY</b>	MA 21	HO SC4	KO 2		RO SH	PI 13		CO 6
		PD	PE		Humanities	English		Maths
		PE	MFL		ADT	ADT		English
		ICT	PD		English	Humanities		Science
		Music	ADT		Maths	Science		MFL
		Science	Maths		PE	MFL		Humanities

This is the room that your lesson will be in

This is the code of the teacher who will take your lesson e.g. RO is Mr Robinson

# Homework

- We will explain more about homework when you start with us in August.
- Most homework tasks will be recorded on Microsoft Teams (or other online platforms). Paper copies are handed out, if required.
- Teachers will set you tasks and will tell you when they need to be handed in.
- If you are unsure about any of your homework, ask your teacher. They will be more than happy to help you.
- Homework support is available after school each day in the LRC.





# The Learning Resource Centre (LRC)

---

- The LRC has an upper and lower floor.
- The upper floor dedicated books and magazines.
- The lower floor is a well-equipped computer and reprographics area. Both areas are open throughout the day and after school.
- Two books, either fiction or non-fiction, can be borrowed for up to two weeks. The books will have a date stamped inside and should be returned on or before this date.



# Equipment

- You will need to carry your equipment around school with you.
- Bring a suitable school bag.
- You will need a pencil case with:
  - Pens
  - Pencils
  - Rubber
  - Pencil sharpener
  - Ruler
  - Scientific calculator





# Breakfast Club

- Breakfast club is every morning from 8.15am until 8.30am.
- Anyone can come and it is free.
- You can come every day or as and when you want to.
- There are bagels and cereal as well as tea, hot chocolate and orange juice.

\*\*\* not on induction days\*\*\*

# Breaktime

- Breaktime is 15 minutes long.
- Food is served in the dining hall.
- You must bring a drink with you for the day.
- Drinks can be purchased at lunchtime.

\*\*\* not on induction days\*\*\*



# Lunchtime

- Food can be purchased from the dining hall or you can bring your own.
- We operate a cashless system which uses your student ID card to pay.
- Your parents/carers will need to top your account up online using ParentPay (we will provide instructions).
- If you have free school meals, your account will be topped up automatically.
- We are currently serving grab and go food such as pasta pots, sandwiches, jacket potatoes and burgers. This may be different when you arrive in year 7.
- The average cost of a school meal deal, which includes a main course, a pudding or drink is approximately £2.50 (subject to change).
- \*\*\* induction days – food will be provided\*\*\*



# Expectations

- Limehurst has 5 basic expectations which are things that are really easy for you to do.
- They are:
  - Show respect to others
  - Look after the environment
  - Follow instructions from staff
  - Be prepared to learn
  - No eating, drinking or chewing



DON'T BE  
**AFRAID**

== TO ==

ASK FOR  
**HELP**

## Support and help in school

- There are lots of staff in school who can help you, you just need to ask.
- Your tutor will be the person who you can speak to first.
- You can also speak to Mr Jones or Pupil Support.
- There might also be other adults around who can help you with your learning or any worries.

# Behaviour

- We always ask students to take responsibility for their actions.
- If you choose to make the wrong decisions there will be consequences put in place.

## Improve

- You will be reminded that you are not making the right choices.
- You will be told what you should be doing.
- You will be given an opportunity to **improve your behaviour.**

## Move

- You will be given a further opportunity to **make the right choices.**
- This might mean **moving** to a **spare seat** or **swapping places** with another student.
- It might also mean some **time outside** of the **classroom.**

## Remove

- You will have to **work outside of the classroom** supervised by a member of staff.
- You will complete a **30 minute after school detention.**
- Your **parents** will be **informed.**



# Clubs

- We run a wide variety of clubs and additional learning activities.
- We encourage you to get involved in as many as possible.
- There is a list on the school website [here](#).
- Examples of clubs we have run before are:
  - Sports including badminton, basketball and football
  - Art, Design and Textiles
  - Craft club
  - Coding

---

# Music Lessons

- We offer music lessons on a wide range of instruments from beginners to advanced.
- In addition, anyone wishing to start learning an instrument, will also have the option to borrow one if required (free of charge).
- Mr Simpson will write to you soon with a sign-up letter for individual lessons. However, please feel free to contact him in the meantime.




# Personal Belongings



You are responsible for your own personal belongings.



We operate as cashless system and all payments are processed via parent pay. Therefore, there is no requirement to bring cash in for school-based items e.g. lunch, trips and uniform.



We discourage you from bringing expensive possessions to school



# Phones

- Phones will not be needed in school.
- If you choose to bring one to school is must be kept in your bag and turned off.
- You are responsible for looking after it and keeping it safe.

*New policy to be shared in August in line with Government expectations.*

# Contacting School

- For all matters please use the telephone number or email address below. Messages can be left for all members of staff and emails will be forwarded.
- In general, minor concerns should be raised with your child's Form Tutor in the first instance; more serious and confidential matters may be addressed to your child's Head of Year or the Student Support Team.

<b>Telephone</b>	01509 263444
<b>Email</b>	office@limehurst.org.uk
<b>Address</b>	Bridge Street Loughborough Leicestershire LE11 1NH



# What do I need to do next?

- Order Uniform Online.
- **Complete Online Admissions Form.** We have iPads available this evening for anyone who is struggling to access this at home.
- This information is all on our website if you need to recap.