

# Transition to Limehurst Academy 2026



A Specialist Sports College

# Welcome

---

The move to secondary school is a very important step in the life of every young person. It is also an exciting step but one that can be confusing and rather overwhelming at times. Here at Limehurst Academy, we aim to make the transition as smooth and enjoyable as possible.

We cannot wait to meet all of you - remember, you are part of the Limehurst family now and we will support you every way we can to make your transition to Limehurst as fun, exciting and as meaningful as possible, whatever the circumstances.

Mr Jones

Head of Year 7



# Contacting School

---

- For all matters please use the telephone number or email address below. Messages can be left for all members of staff and emails will be forwarded.
- In general, minor concerns should be raised with your child's Form Tutor in the first instance; more serious and confidential matters may be addressed to your child's Head of Year or the Student Support Team.

<b>Telephone</b>	01509 263444
<b>Email</b>	office@limehurst.org.uk
<b>Address</b>	Bridge Street Loughborough Leicestershire LE11 1NH

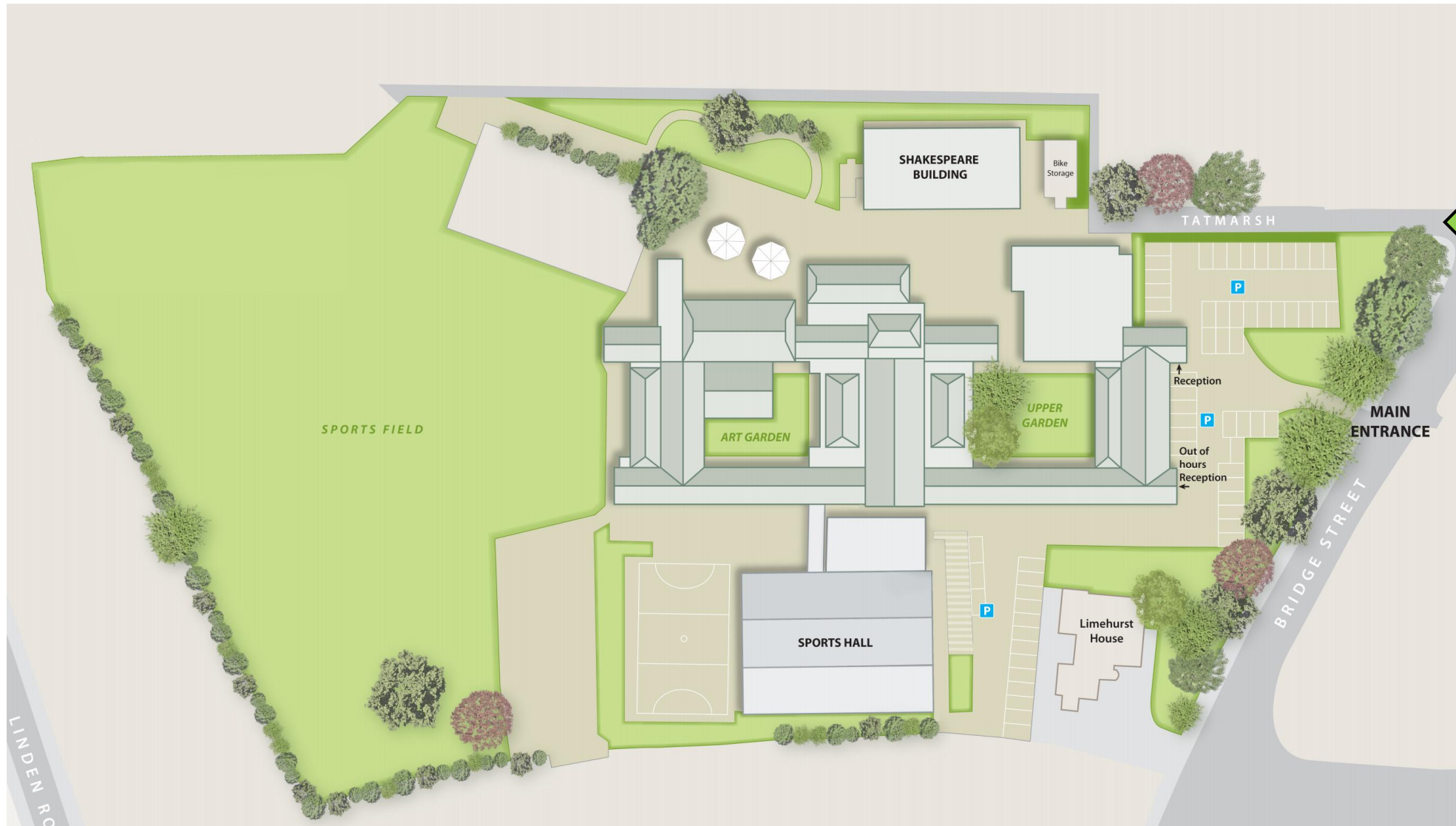
# Tour of the School

---

- Take a look around Limehurst Academy by clicking [here](#).



# Arriving and Leaving School



You will come into school via the Tatmarsh.

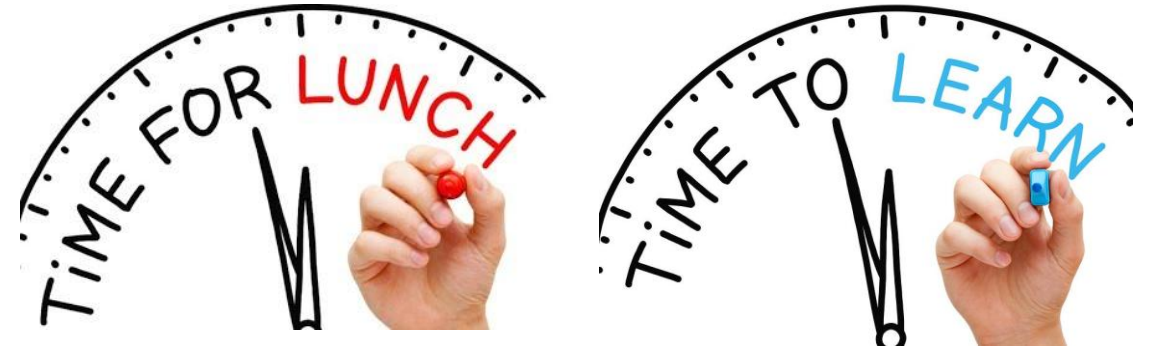


# Arriving and Leaving School

---

- Most students walk to school in the morning with their friends.
- It is important that this is done in a safe manner by using the pelican crossings outside the school. Thought should be given to other pedestrians at all times.
- Those who come to school by bicycle should ensure that they wear a helmet, the bicycle is roadworthy and that they have a lock.
- Bikes and scooters are kept in a locked area during the school day.
- The school takes no responsibility for bicycles brought to school.

# The School Day



- 
- The school gates are open between 8.30am and will close at 8.40am.
  - Arrivals after 8.40am will be recorded as late.
  - There are 5 lessons each day.
  - Each lesson is 1 hour long. There are double lessons in Art and Design.
  - Different subjects are in different classrooms.

<b>8.40</b>	<b>Registration</b>
8.55	Period 1
10.00	Period 2
<b>11.00</b>	<b>Break</b>
11.20	Period 3
12.25	Period 4
<b>1.25</b>	<b>Lunch</b>
2.10	Period 5
<b>3.10</b>	<b>Close</b>

# Your Tutor Group





- You will register with your tutor each morning.
- This will be in the same room every day, your form room.
- You will have different activities to complete each morning.
- Every Monday you will spend lesson 1 with your tutor group and your tutor.
- Part of this lesson will be an assembly, usually by Mr Jones.
- Form tutors are the first point of contact for any worries or concerns raised by students and parents.

# Year

# 7



# Tutor Time Activities

Monday	Tuesday	Wednesday	Thursday	Friday
Registration Bulletin	Registration Bulletin	Registration Bulletin	Registration Bulletin	Registration Bulletin
Personal Development Lesson	English Reading Skills	Numeracy Skills	Job of the week	Weekly Quiz
				

# Subjects and lessons in year 7

Subject	Lessons per week	Groupings	Extra Information
English	3	Sets	
Maths	3	Sets	
Science	3	Tutor groups	
Modern Foreign Languages (MFL)	3	Sets	French is studied in year 7. Taught in tutor groups initially
Humanities	3	Sets	Rotations of history, geography and R.E.
P.E.	3	Tutor groups	Rotations of different sports including football, rugby, badminton, athletics, table tennis
Personal Development (PD)	2	Tutor groups	Monday lesson 1 will be with your tutor group and your tutor.
Art, Design and Technology (ADT)	3	Mixed ability groups	One double lesson and one single lesson. Rotate between the different types – food, textiles, 3D design and art.
Music	1	Tutor groups	
ICT	1	Tutor groups	

# Example Timetable

This would be your tutor.

This shows you the time of each lesson.

	Tutor Time 8.40-8.55	Lesson 1 8.55 – 9.55	Lesson 2 10.00 – 11.00		Lesson 3 11.20-12.20	Lesson 4 12.25 -1.25		Lesson 5 2.10 -3.10
<b>MONDAY</b>	SP 21	PD SP 9	PE RO SH	<b>BREAK 11.00 – 11.15</b>	Humanities CO 9	English PA 24	<b>LUNCH 1.25 – 2.05</b>	Maths KO 2
<b>TUESDAY</b>	SP 21	PE RO SH	MFL PI 13		ADT AR Food	ADT AR Food		English PA 24
<b>WEDNESDAY</b>	SP 21	ICT KD ICT1	PD CK 7		English PA 24	Humanities NY 7		Science PT SC3
<b>THURSDAY</b>	SP 21	Music JO Music	ADT AR Food		Maths KO 2	Science HK SC3		MFL PI 13
<b>FRIDAY</b>	SP 21	Science CH SC4	Maths KO 2		PE RO SH	MFL PI 13		Humanities CO 6


This is the room that your lesson will be in

This is the code of the teacher who will take your lesson e.g. RO is Mr Robinson

# Homework

---

- We will explain more about homework when you start with us in August.
- Homework tasks will be recorded on Microsoft Teams.
- Teachers will set you tasks and will tell you when they need to be handed in.
- If you are unsure about any of your homework, ask your teacher. They will be more than happy to help you.
- Homework support is available after school each day in the LRC.



# The Learning Resource Centre (LRC)

- The LRC has an upper and lower floor.
- The upper floor dedicated books and magazines.
- The lower floor is a well-equipped computer and reprographics area. Both areas are open throughout the day and after school.
- Two books, either fiction or non-fiction, can be borrowed for up to two weeks. The books will have a date stamped inside and should be returned on or before this date.

# Limehurst Uniform

- Black trousers or skirt.
- White buttoned shirt.
- Blazer, cardigan or jumper.
- Limehurst clip-on tie.
- Plain black shoes with no logo.
- Religious headwear must be plain black or white.
- Limehurst lanyard with student ID card (this will be given to you when you start in August)



# Limehurst PE Kit

---

- Royal blue polo shirt with embroidered school logo.
- Black long-sleeved top with embroidered school logo.
- Black shorts or black tracksuit trousers.
- Suitable sports trainers.

\*For health and safety reasons all jewellery must be removed for PE.



# Presenting Yourself

- We want to see the best version of you.
- You can wear a watch and one pair of stud earrings in each ear.
- Skirts will need be of a modest knee-length.
- No other jewellery can be worn including piercing jewellery (e.g. nose studs, facial piercing, tongue studs).
- Trousers need to be formal. Skinny trousers, jeans or tracksuit bottoms are not allowed.
- Extreme coloured hair and haircuts are not permitted.

# Equipment

---

- You will need to carry your equipment around school with you.
- Bring a suitable school bag.
- You will need a pencil case with:
  - Pens
  - Pencils
  - Rubber
  - Pencil sharpener
  - Ruler
  - Scientific calculator



# Breakfast Club

---

- Breakfast club is every morning from 8.10am until 8.30am.
- Anyone can come and it is free.
- You can come every day or as and when you want to.
- There are bagels and cereal as well as tea, hot chocolate and orange juice.



# Breaktime

---

- Breaktime is 15 minutes long.
- Food is served in the dining hall.
- You must bring a drink with you for the day.



# Lunchtime

---



- Food can be purchased from the dining hall or you can bring your own.
- We operate a cashless system which uses your student ID card to pay.
- Your parents/carers will need to top your account up online using ParentPay (we will provide instructions).
- If you have free school meals, your account will be topped up automatically.
- We are currently serving grab and go food such as pasta pots, sandwiches, jacket potatoes and burgers. This may be different when you arrive in year 7.
- The average cost of a school meal deal, which includes a main course, a pudding is £3.00 (subject to change).

# Expectations

---



- Limehurst has 5 basic expectations which are things that are really easy for you to do.
- They are:
  - Show respect to others
  - Look after the environment
  - Follow instructions from staff
  - Be prepared to learn
  - No eating, drinking or chewing

# Rewards

---

- Reward points can be given by your teachers e.g. for excellent attitude to learning, being resilient, brilliant piece of work.
- Examples of additional rewards include:
  - Messages sent home
  - Certificates
  - Prizes and vouchers
  - Reward trips



# Support and help in school

---



- There are lots of staff in school who can help you, you just need to ask.
- Your tutor will be the person who you can speak to first.
- You can also speak to Mr Jones or Pupil Support.
- There might also be other adults around who can help you with your learning or any worries.

# Behaviour

- We always ask students to take responsibility for their actions.
- If you choose to make the wrong decisions, cisions then our behaviour system will be implemented by staff.

Improve

- You will be reminded that you are not making the right choices.
- You will be told what you should be doing.
- You will be given an opportunity to **improve your behaviour.**

Move

- You will be given a further opportunity to **make the right choices.**
- This might mean **moving** to a **spare seat** or **swapping places** with another student.
- It might also mean some **time outside** of the **classroom.**

Remove

- You will have to **work outside of the classroom** supervised by a member of staff.
- You will complete a **30 minute after school detention.**
- Your **parents** will be **informed.**

# Clubs

---

- We run a wide variety of clubs and additional learning activities.
- We encourage you to get involved in as many as possible.
- There is a list on the school website.
- Examples of clubs we have run before are:
  - Sports including badminton, basketball and football
  - Art, Design and Textiles
  - Craft club
  - Coding





# Personal Belongings

---

- You are responsible for your own personal belongings.
- We operate as cashless system and all payments are processed via parent pay. Therefore, there is no requirement to bring cash in for school-based items e.g. lunch, trips and uniform.
- We discourage you from bringing expensive possessions to school

# Phones

---

- Phones will not be needed in school.
- If you choose to bring one to school it must be kept in your bag and turned off. ***“Not to be seen, or heard”***.
- You are responsible for looking after it and keeping it safe.



# Questions

---

- If there is anything else that we have not covered here or in other places on the school website you can phone us on 01509 263 444 or you can email [transition@limehurst.org.uk](mailto:transition@limehurst.org.uk)



Email